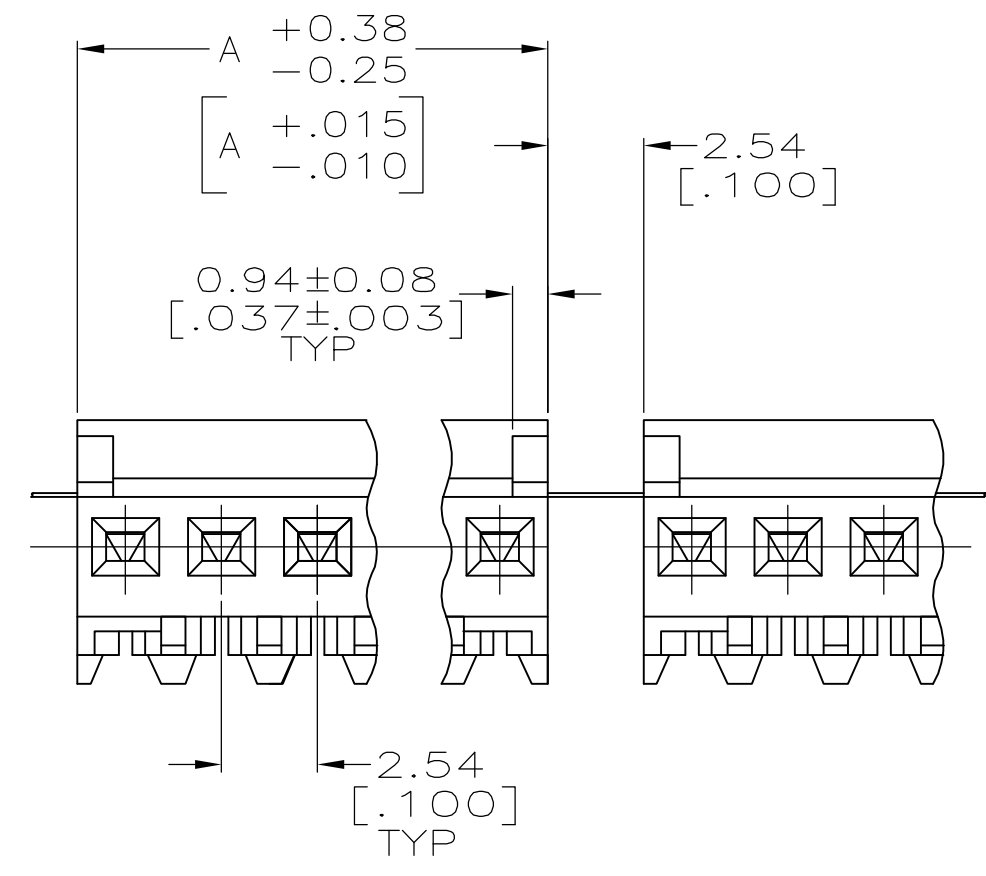
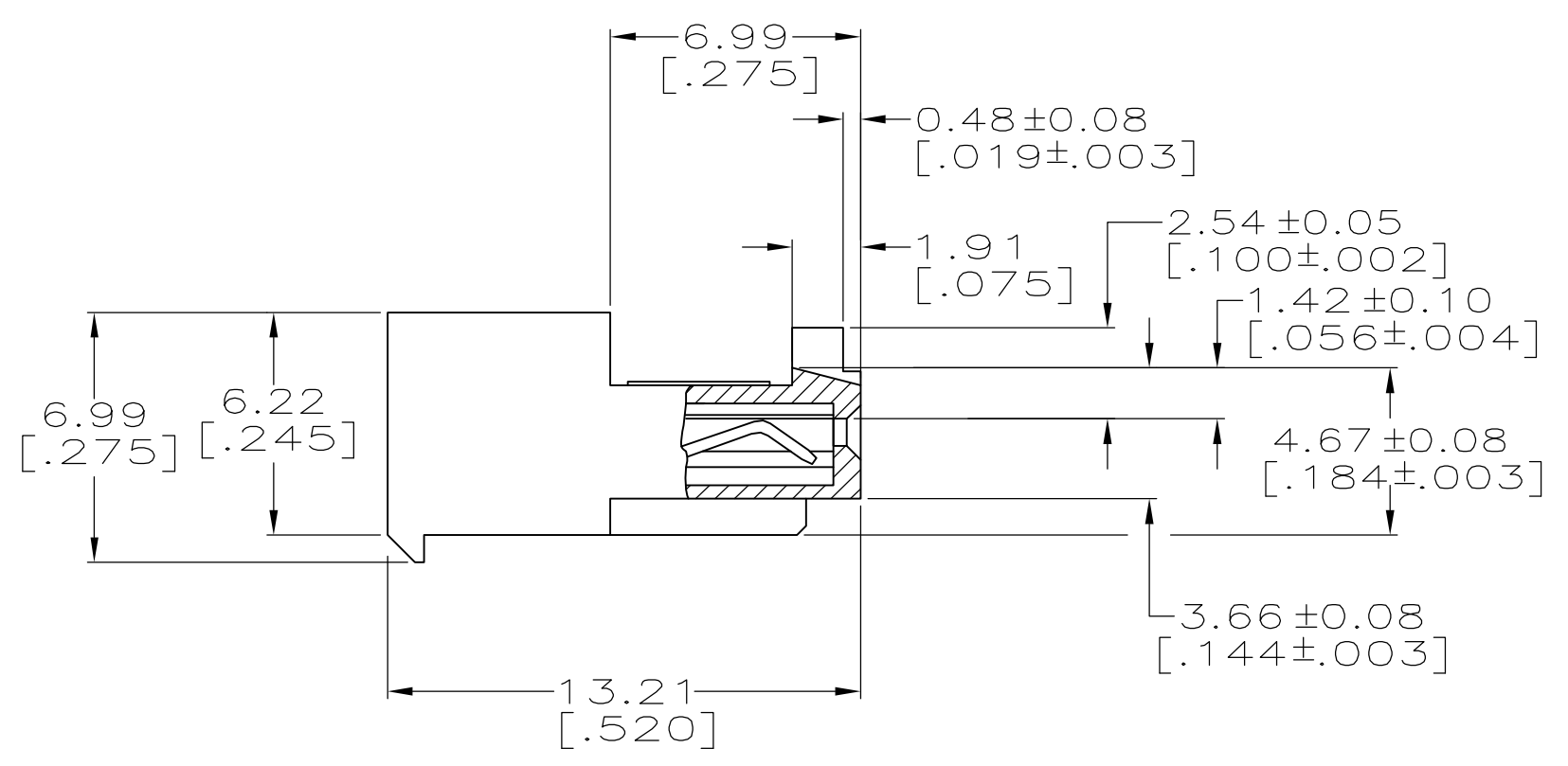
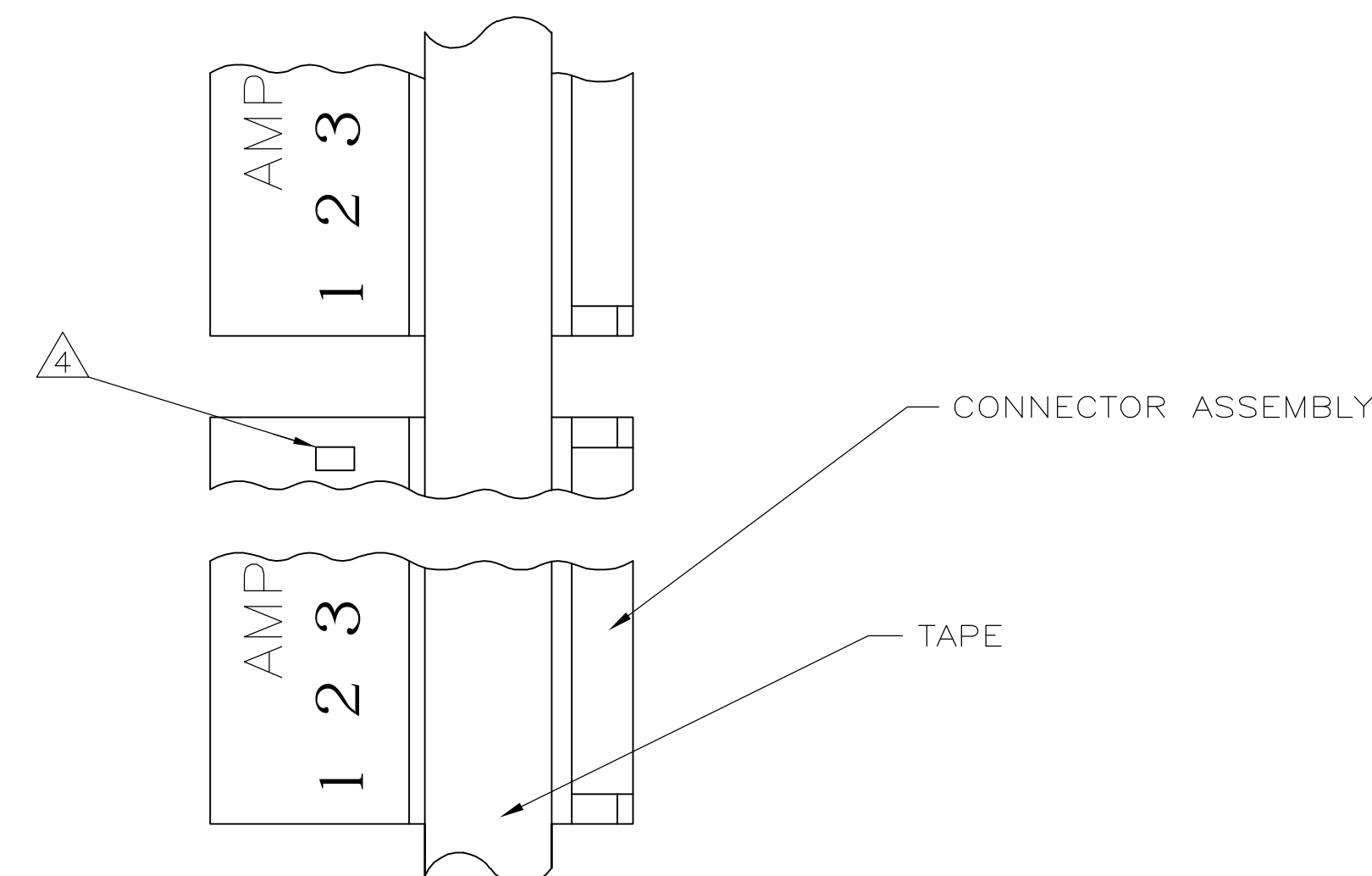


1. MATERIAL: CONNECTOR - NYLON UL94-V2 (WHITE)
 CONTACTS - 0.30[.012] THICK COPPER ALLOY
 BRIGHT TIN-LEAD 0.00203[.000080] MIN. THICK
 FOR CONTACTS 644512-2 THRU 2-644512-8.
 MATTE WHISKER MITIGATED TIN PLATE 0.00203[.000080] MIN. THICK
 OVER NICKEL UNDERPLATE FOR CONTACTS 3-644512-2 THRU
 5-644512-8.
2. CONTACTS ACCEPT 24 AWG WIRE WITH 1.52 [.060] MAXIMUM INSULATION DIAMETER.
3. CONTACTS MUST ACCEPT 0.64±0.03 [.025±.001] SQUARE POST AND REMAIN LOCKED IN POSITION.
4. IDENTIFICATION NUMBER FOR LAST CIRCUIT MAY NOT APPEAR ON ALL ASSEMBLIES.
5. DIMENSIONS IN BRACKETS ARE IN INCHES.
6. HOUSING FEATURES ARE: CLOSED END WITH LOCKING RAMP AND POLARIZING TAB.



LEAD FREE	71.12 [2.800]	28	5-644512-8
	68.58 [2.700]	27	5-644512-7
	66.04 [2.600]	26	5-644512-6
	63.50 [2.500]	25	5-644512-5
	60.96 [2.400]	24	5-644512-4
	58.42 [2.300]	23	5-644512-3
	55.88 [2.200]	22	5-644512-2
	53.34 [2.100]	21	5-644512-1
	50.80 [2.000]	20	5-644512-0
	48.26 [1.900]	19	4-644512-9
	45.72 [1.800]	18	4-644512-8
	43.18 [1.700]	17	4-644512-7
	40.64 [1.600]	16	4-644512-6
	38.10 [1.500]	15	4-644512-5
	35.56 [1.400]	14	4-644512-4
	33.02 [1.300]	13	4-644512-3
	30.48 [1.200]	12	4-644512-2
	27.94 [1.100]	11	4-644512-1
	25.40 [1.000]	10	4-644512-0
DIM A	NO.OF POSN	ASSEMBLY	

CONTAINS LEAD	71.12 [2.800]	28	2-644512-8
	68.58 [2.700]	27	2-644512-7
	66.04 [2.600]	26	2-644512-6
	63.50 [2.500]	25	2-644512-5
	60.96 [2.400]	24	2-644512-4
	58.42 [2.300]	23	2-644512-3
	55.88 [2.200]	22	2-644512-2
	53.34 [2.100]	21	2-644512-1
	50.80 [2.000]	20	2-644512-0
	48.26 [1.900]	19	1-644512-9
	45.72 [1.800]	18	1-644512-8
	43.18 [1.700]	17	1-644512-7
	40.64 [1.600]	16	1-644512-6
	38.10 [1.500]	15	1-644512-5
	35.56 [1.400]	14	1-644512-4
	33.02 [1.300]	13	1-644512-3
	30.48 [1.200]	12	1-644512-2
	27.94 [1.100]	11	1-644512-1
	25.40 [1.000]	10	1-644512-0
DIM A	NO.OF POSN	ASSEMBLY	

METRIC

THIS DRAWING IS A CONTROLLED DOCUMENT.		DIN S. HOOVER 10-DEC-2004	Tyco Electronics Corporation Harrisburg, Pa 17105-3608
DIMENSIONS: mm [NCHES]		CHK D. BOSSI 10-DEC-2004	
TOLERANCES UNLESS OTHERWISE SPECIFIED:		APVD D. BOSSI 10-DEC-2004	NAME
0 PLC ±	1 PLC ±	2 PLC ±	MTA-100 CONNECTOR ASSEMBLY, 24 AWG, TAPE MOUNTED, STANDARD
3 PLC ±	4 PLC ±	ANGLES ±	PRODUCT SPEC
MATERIAL 1		APPLICATION SPEC	
FINISH 1		SIZE	CAGE CODE DRAWING NO
WEIGHT		A1	00779C=644512
CUSTOMER DRAWING		SCALE	5:1
		SHEET	1 OF 1
		REV	H